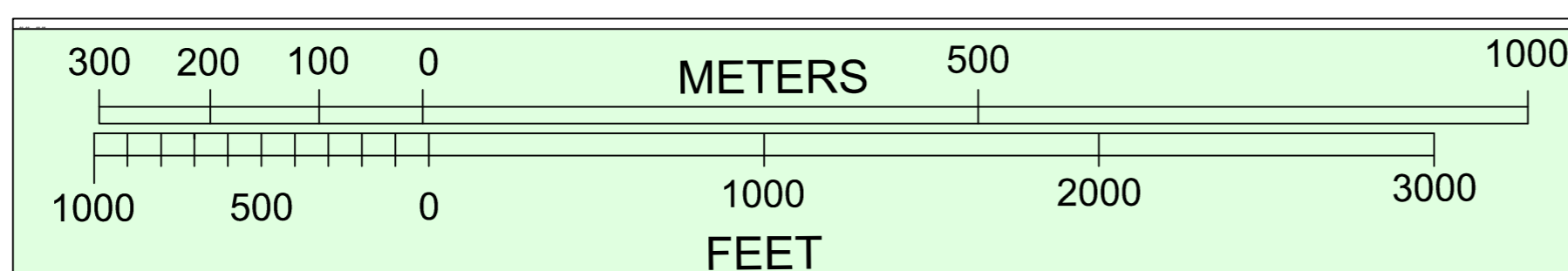
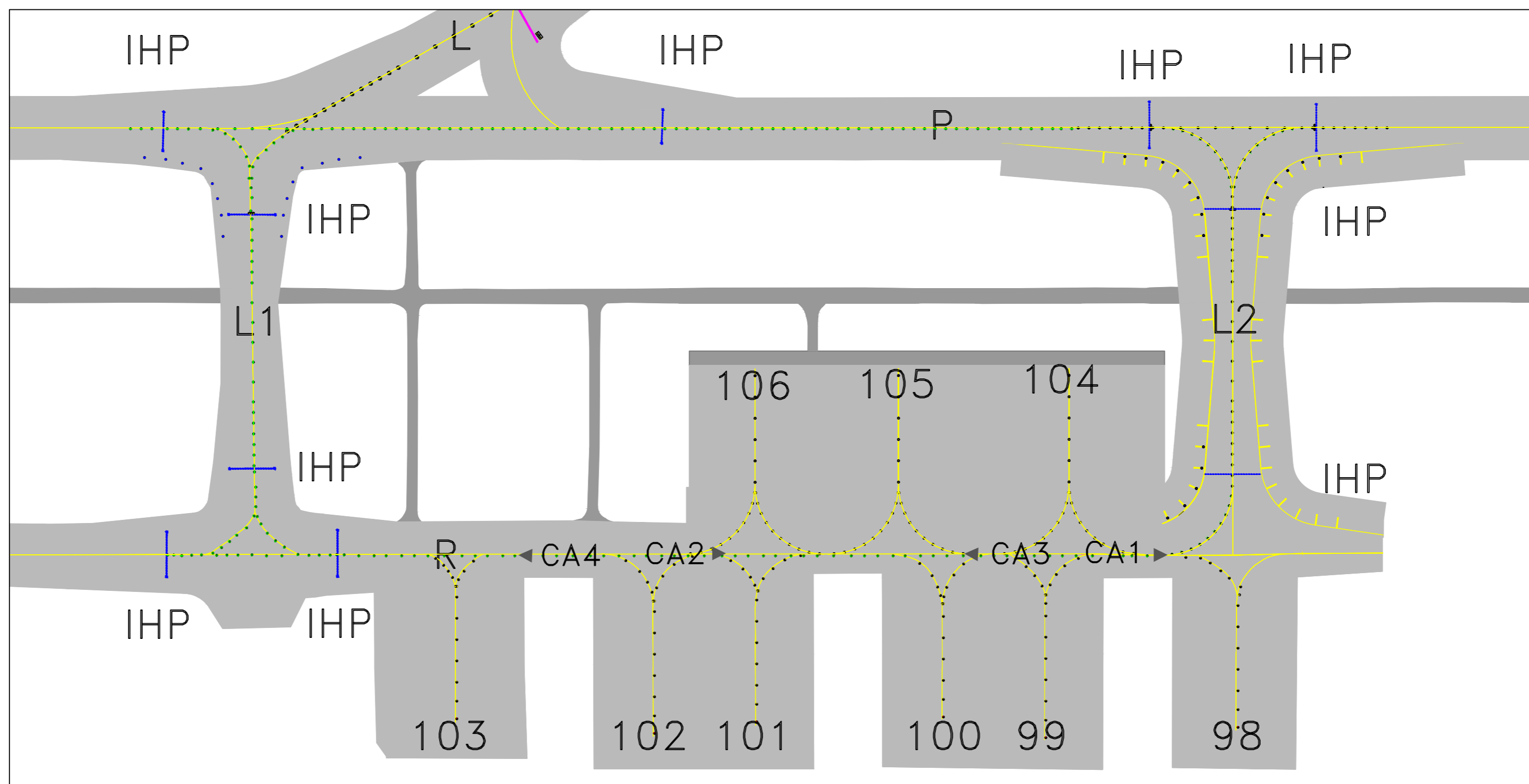


AIRCRAFT PARKING/
DOCKING CHARTTWR MIDDLE 118.10
TWR SOUTH 125.85SMC MIDDLE 121.90
SMC SOUTH 121.625CLD 121.95
DCL DELCFYAINDIA/DELHI
IGI AIRPORT

CARGO APRON

**Aircraft stands**

All are Power-in push back

Stand 98-103 : PCN 132/R/D/W/T

Stand 104-106 : PCN 109/R/B/W/T

Surface : Concrete

Pre-flight altimeter check location

Apron Elevation : 743 Feet

STAND NO.	WGS 84 CO-ORDINATE		TYPE OF AIRCRAFT
98	28°33'25.93"N	077°06'11.09"E	CODE E
99	28°33'27.04"N	077°06'06.30"E	CODE E
100	28°33'27.72"N	077°06'03.75"E	CODE E
101	28°33'28.77"N	077°05'59.07"E	CODE E
102	28°33'29.37"N	077°05'56.50"E	CODE E
103	28°33'30.38"N	077°05'51.52"E	CODE F
104	28°33'34.67"N	077°06'09.22"E	CODE E
105	28°33'35.63"N	077°06'04.97"E	CODE E
106	28°33'36.49"N	077°06'01.35"E	CODE E


Legend

Parking stand

98

IHP

Tug disconnect point



DATUM - WGS 84
ELEVATIONS IN FEET
DIMENSIONS IN METRES
BEARINGS ARE MAGNETIC

Note:

- (1) All Parking stands are Power in Push Back
- (2) Advance visual docking guidance (AVDGS) system is not available at any stand.
- (3) IHP-Intermediate Holding Position

DATE OF AERONAUTICAL PUBLICATION
December 2018

PRODUCING ORGANIZATION
DELHI INTERNATIONAL AIRPORT LIMITED
DIAL-AIRSIDE-PLANNING@gmrgroup.in